



# THE MINNESOTA STAY-AT-HOME ORDER

Supporting survivors: Research delineating the needs related to gender-based violence in Minnesota during the COVID-19 Pandemic

# Agenda

- Introductions
- **Data Batch #1:** Surveys, Court Data, Day One phone logs indicating a reduction in requests to direct service providers (followed by discussion)
- **Data Batch #2:** Interviews with law enforcement (followed by discussion)
- **Data Batch #3:** 911 call logs from local municipalities indicating an increase (followed by discussion)

# Agenda, cont.

- Open for additional discussion topics including:
  - Data that have not yet been collected
  - Agency preparedness for the Fall and Winter
  - Specific needs of agencies

# Purpose

Describe the patterns of gender-based violence in Minnesota during the Stay-At-Home order (March 22 – May 23) in order to recommend resource allocation

# Data Batch #1: Day One Calls

- Increase in the contacts with Day One (phone, texts, chats) in the first 4 weeks of the the Order – an average of an excess 100 contacts - but a near consistent reduction in contacts starting with Week 5.
  - In Weeks 7 – 9, there were on average 120 less contacts than the year prior
  - Trends in the reductions went beyond the Order, with remarkable reductions throughout July

# Data Batch #1: Day One Housing

- Despite the initial increase in contacts to Day One, the housing requests did not increase in the first 4 weeks of the Order
- While there lacked clear trends as seen with the phone/text contacts, on average, there was an overall decline in requests for housing
- Data on “% of beds available” was largely unhelpful as most of the metro beds were at maximum capacity, a familiar trend

# Data Batch #1: Court Filings

Change in filings from first week of March to last week

**-36%**

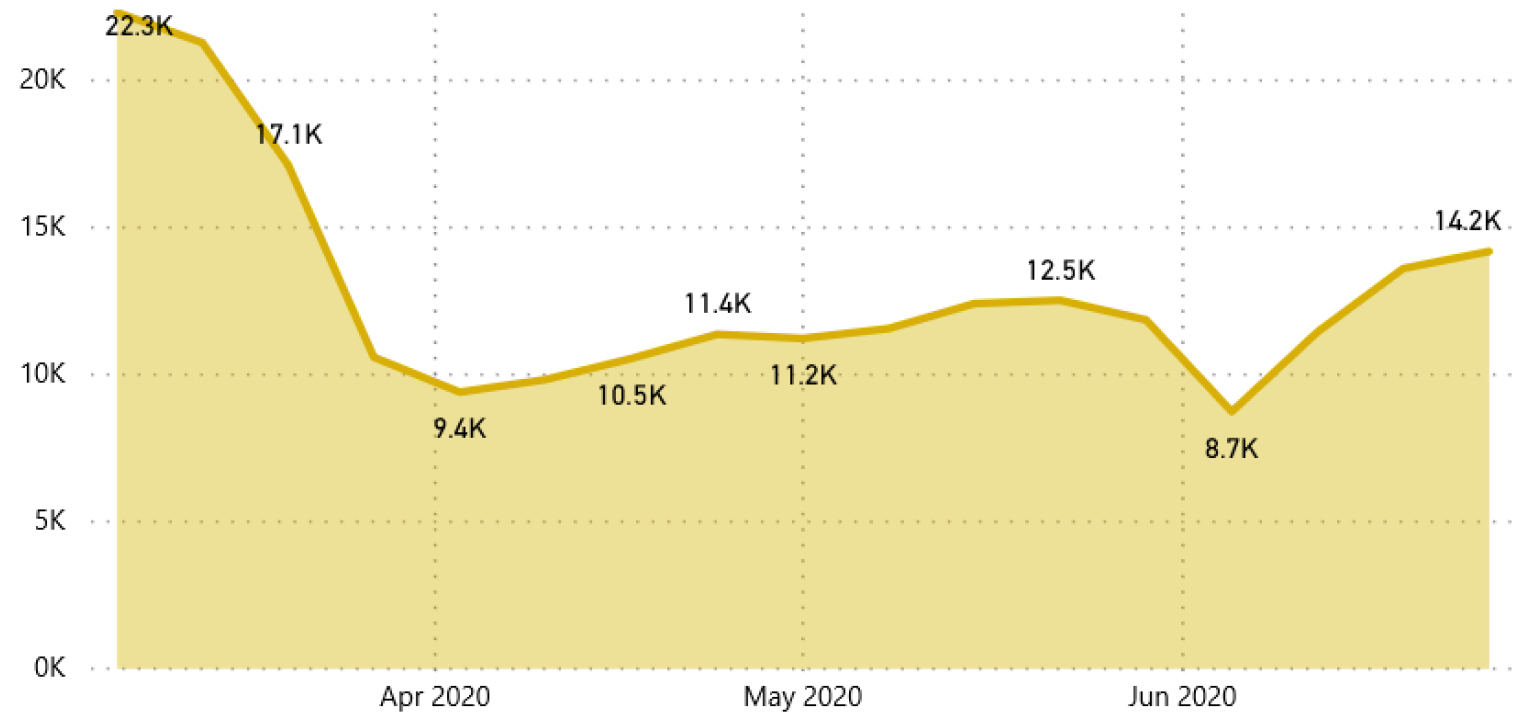
Total filings first week of March

**22,308**

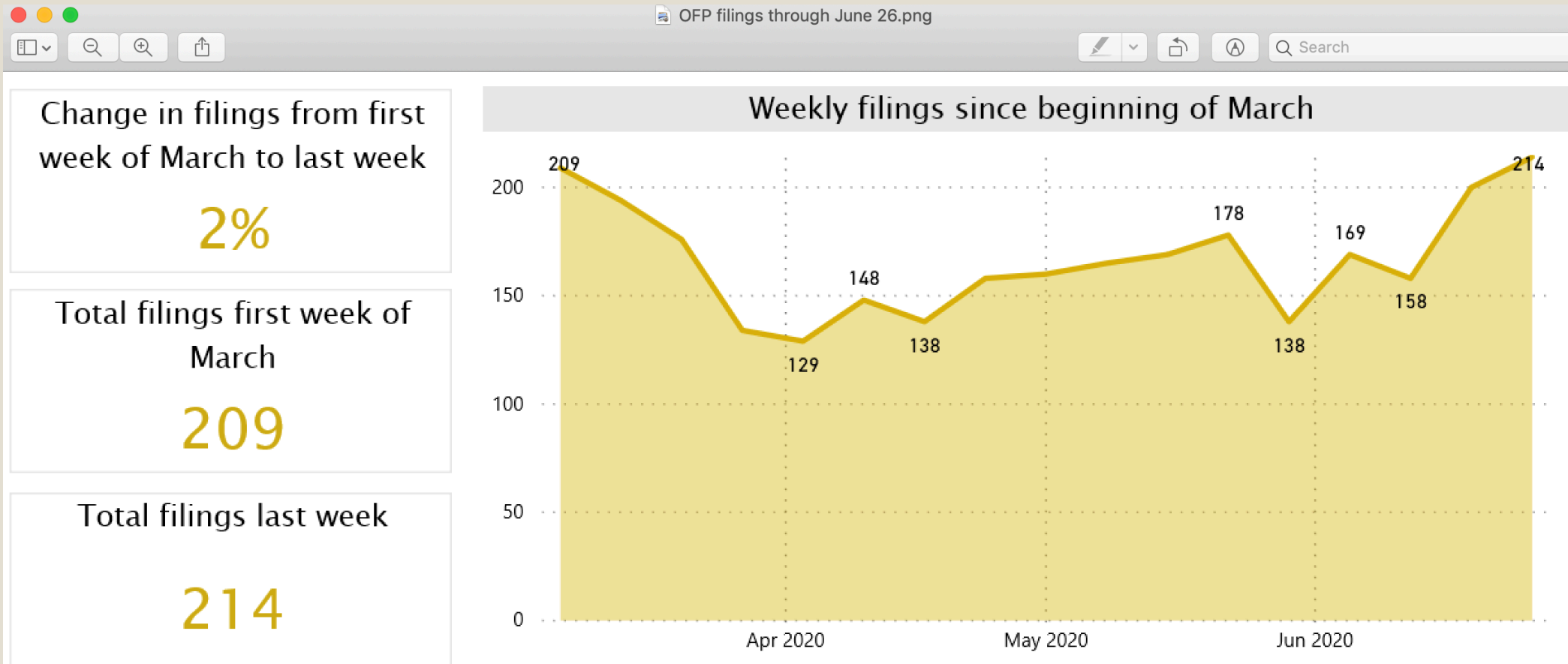
Total filings last week

**14,184**

Weekly filings since beginning of March

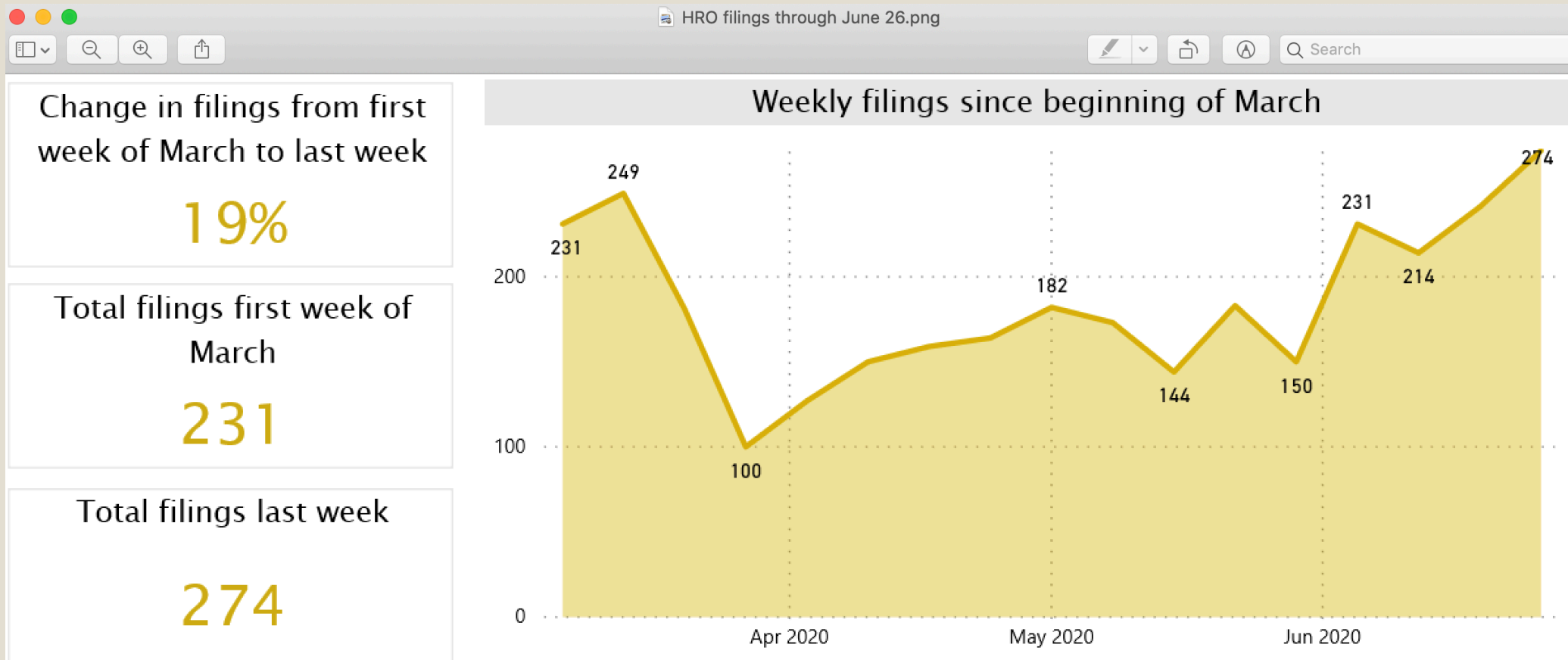


# Data Batch #1: Court Filings





# Data Batch #1: Court Filings



# Survey Data: Change in requests

- About half (53%) of the 86 responding agencies reported that you observed a decrease in service requests
- Responses were widespread from major decrease to major increase

# Discussion Question #1

**Among those who observed a reduction, what could explain the observed reduction in the number of calls for assistance during the Stay-at-Home Order?**

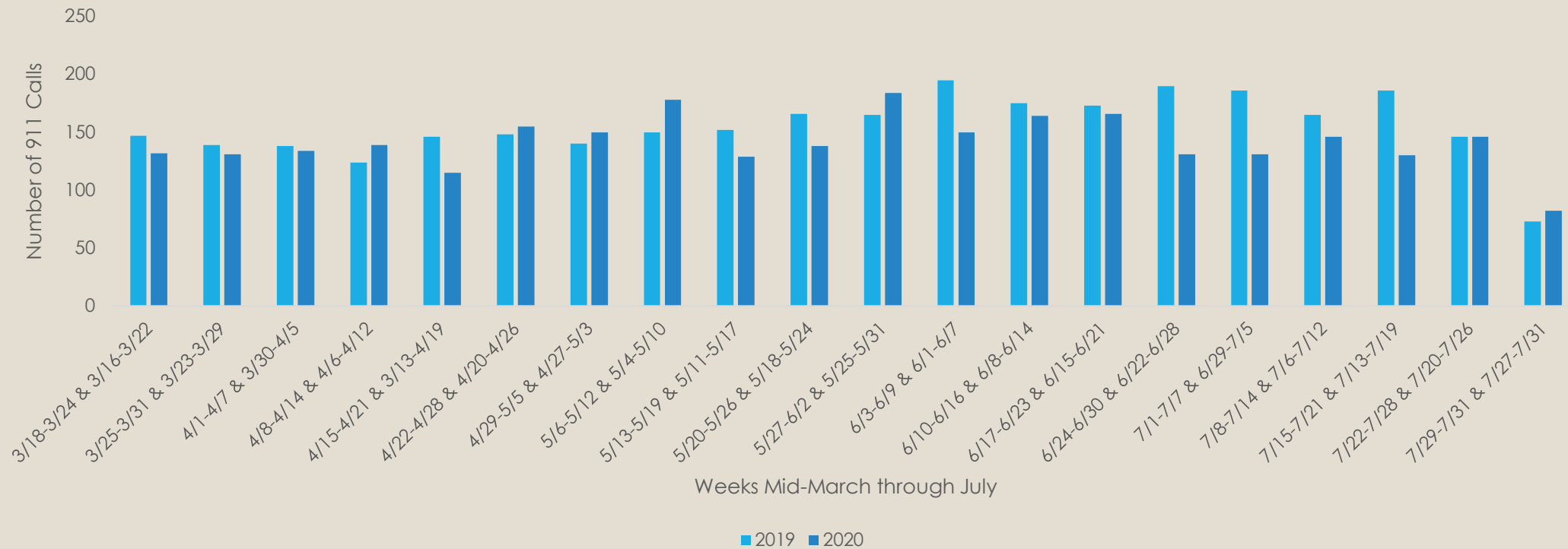
# Law Enforcement Interviews

# Discussion Question #2:

**Are these law enforcement findings consistent or contradictory to the agency-based findings?**

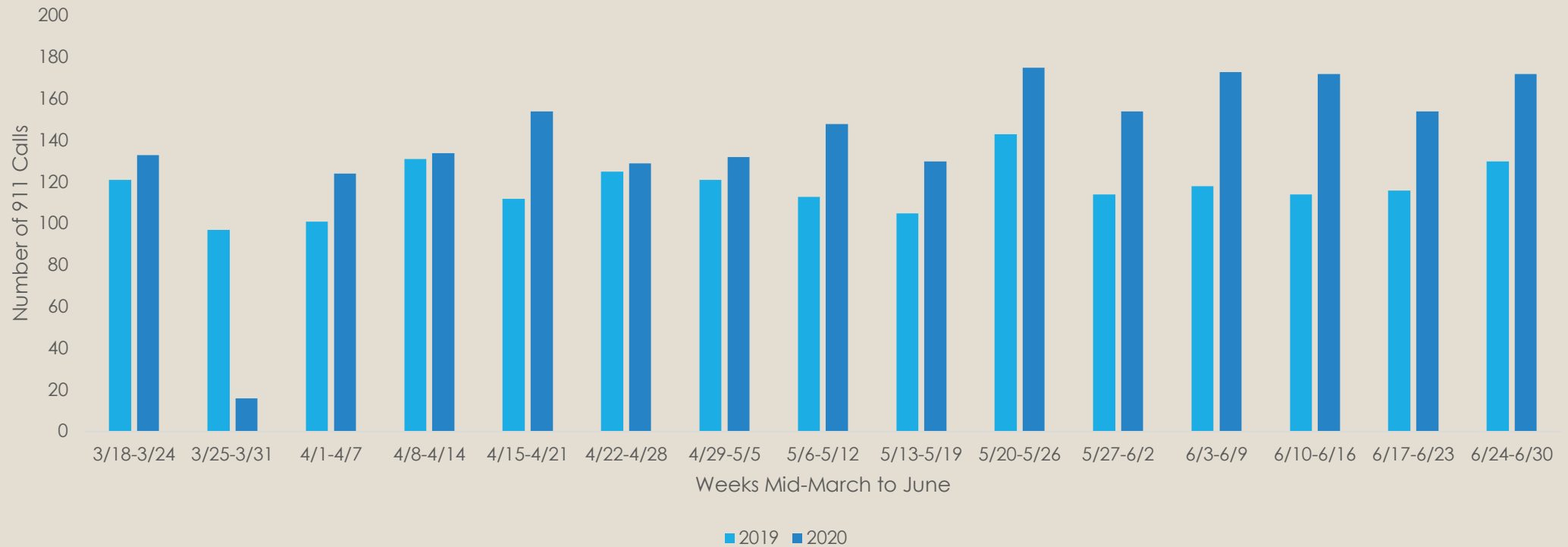
# Hennepin County 911

Domestic Violence Related 911 Calls to Hennepin County Sheriff's Department



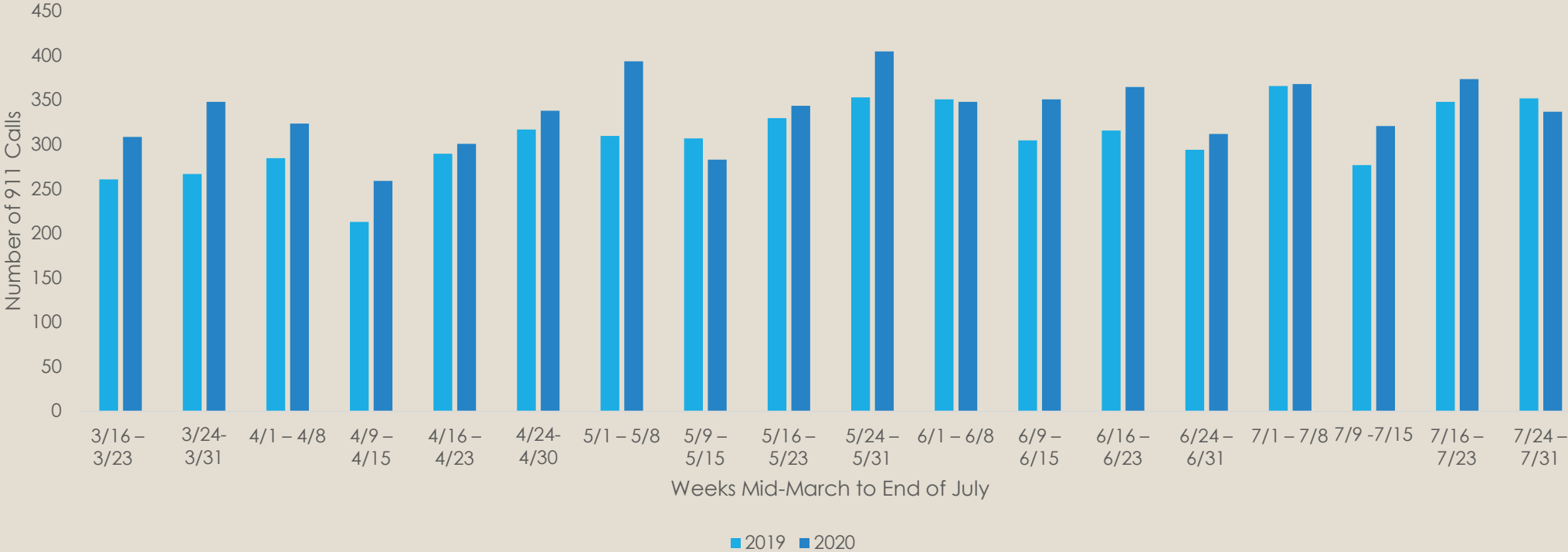
# Ramsey County

911 Calls to Ramsey County Police Department



# Anoka County

911 Calls to Anoka County Police Department





# Discussion Question:

**In conclusion, what state supports do you wish had been in place prior to the Stay-at-Home Order for your organization to operate more smoothly, and to better protect and provide for the needs of survivors?**

# Thank you!

- I'm sorry for the technical issue!!
- [Nguyen@umn.edu](mailto:Nguyen@umn.edu) – contact me if you want to talk more!
- Joe: Can you please tell me how to archive the recording/end it – and the chat, too?  
SUPER HELPFUL and insightful